

CICS TS Resource Managers

John Tilling
CICS Strategy & Planning
IBM UK Laboratories

Session 9604

Friday 12th August 2011

- © IBM Corporation 2011. All Rights Reserved.
-
- The workshops, sessions and materials have been prepared by IBM or the session speakers and reflect their own views. They are provided for informational purposes only, and are neither intended to, nor shall have the effect of being, legal or other guidance or advice to any participant. While efforts were made to verify the completeness and accuracy of the information contained in this presentation, it is provided AS IS without warranty of any kind, express or implied. IBM shall not be responsible for any damages arising out of the use of, or otherwise related to, this presentation or any other materials. Nothing contained in this presentation is intended to, nor shall have the effect of, creating any warranties or representations from IBM or its suppliers or licensors, or altering the terms and conditions of the applicable license agreement governing the use of IBM software.
-
- References in this presentation to IBM products, programs, or services do not imply that they will be available in all countries in which IBM operates. Product release dates and/or capabilities referenced in this presentation may change at any time at IBM's sole discretion based on market opportunities or other factors, and are not intended to be a commitment to future product or feature availability in any way. Nothing contained in these materials is intended to, nor shall have the effect of, stating or implying that any activities undertaken by you will result in any specific sales, revenue growth or other results.
- Performance is based on measurements and projections using standard IBM benchmarks in a controlled environment. The actual throughput or performance that any user will experience will vary depending upon many factors, including considerations such as the amount of multiprogramming in the user's job stream, the I/O configuration, the storage configuration, and the workload processed. Therefore, no assurance can be given that an individual user will achieve results similar to those stated here.
- All customer examples described are presented as illustrations of how those customers have used IBM products and the results they may have achieved. Actual environmental costs and performance characteristics may vary by customer.
- The following are trademarks of the International Business Machines Corporation in the United States and/or other countries:
- ibm.com/legal/copytrade.shtml AIX, CICS, CICSplex, DataPower, DB2, DB2 Universal Database, i5/OS, IBM, the IBM logo, IMS/ESA, Power Systems, Lotus, OMEGAMON, OS/390, Parallel Sysplex, pureXML, Rational, Redbooks, Sametime, SMART SOA, System z, Tivoli, WebSphere, and z/OS.
- A current list of IBM trademarks is available on the Web at "Copyright and trademark information" at ibm.com/legal/copytrade.shtml.
- Adobe, the Adobe logo, PostScript, and the PostScript logo are either registered trademarks or trademarks of Adobe Systems Incorporated in the United States, and/or other countries.
- IT Infrastructure Library is a registered trademark of the Central Computer and Telecommunications Agency which is now part of the Office of Government Commerce
- Java and all Java-based trademarks are trademarks of Sun Microsystems, Inc. in the United States, other countries, or both.
- Microsoft and Windows are trademarks of Microsoft Corporation in the United States, other countries, or both.
- ITIL is a registered trademark, and a registered community trademark of the Office of Government Commerce, and is registered in the U.S. Patent and Trademark Office
- Intel and Pentium are trademarks or registered trademarks of Intel Corporation or its subsidiaries in the United States and other countries.
- UNIX is a registered trademark of The Open Group in the United States and other countries.
- Linux is a registered trademark of Linus Torvalds in the United States, other countries, or both.

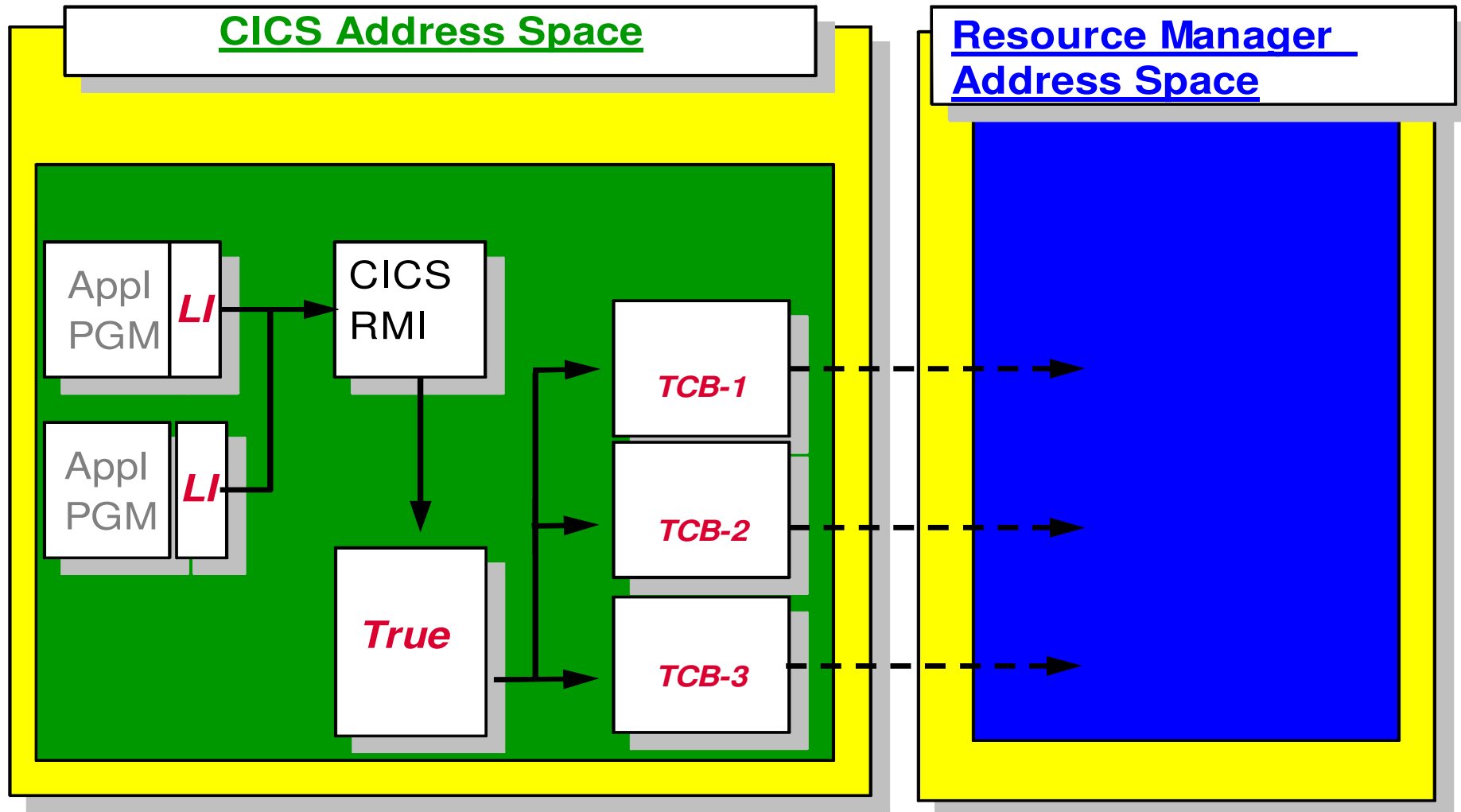
Agenda

- Anatomy of the CICS RMI
- Understanding how open TCBs are allocated & used
- CICS-DB2 use of OTE
- CICS-WMQ use of OTE
- IP CICS Sockets use of OTE
- CICS-IMS use of OTE

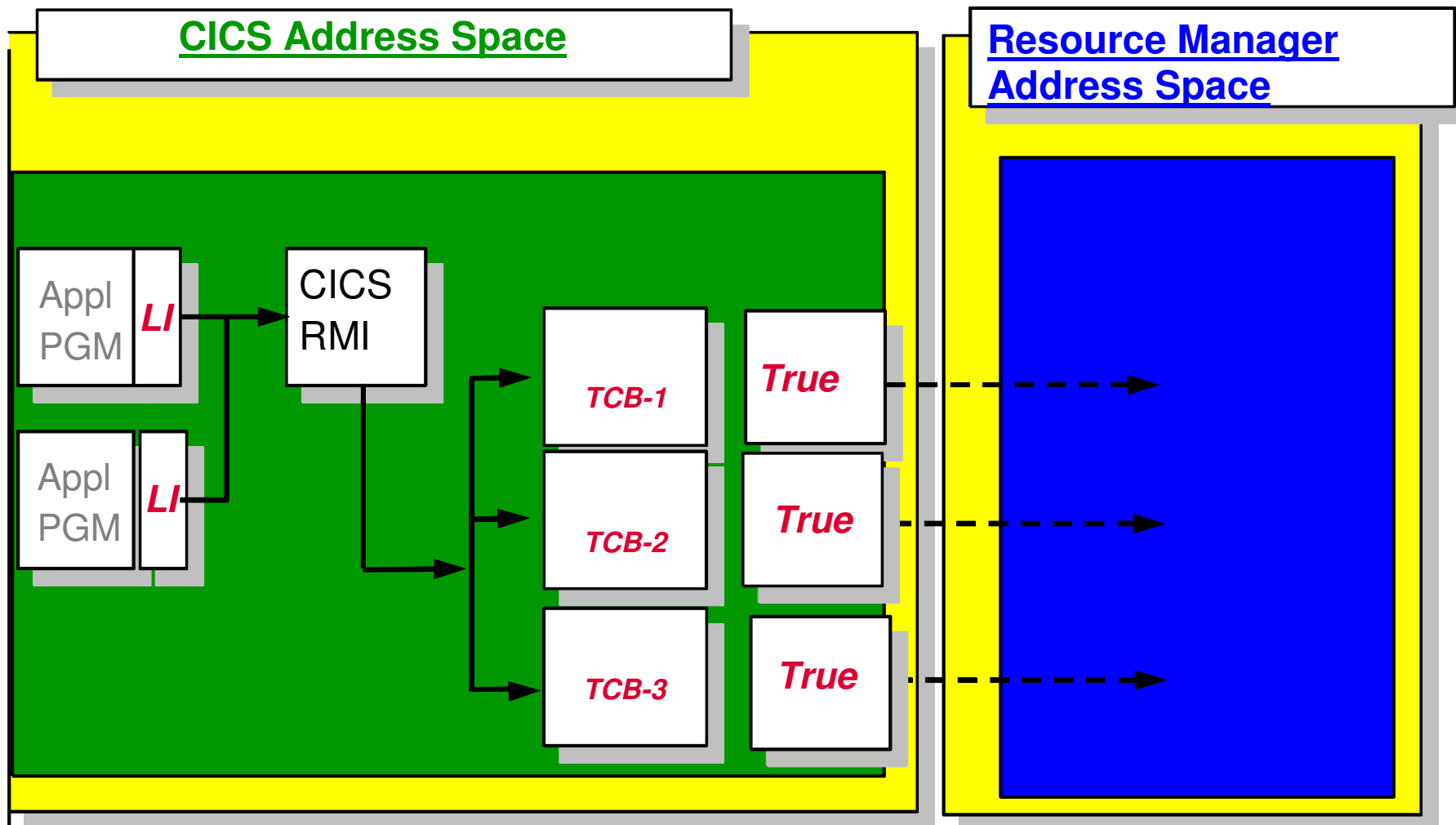
Resource Manager Interface (RMI)

- The RMI is the architected “way out” of CICS to invoke an external resource manager
- Also known as the Task Related User Exit (TRUE) interface as it invokes a TRUE
- IBM provides TRUEs to access DB2, IMS, MQ...
- Third party vendors provide TRUEs to access their databases
- The TRUE’s job is to invoke the resource manager typically using cross memory services
- Prior to OTE the TRUE had to manage the issues of running on QR TCB and obey CICS rules
 - TRUE had to switch TCBs to invoke the resource manager – it must not invoke the resource manager on QR TCB
- With OTE CICS can manage the TCBs and the TCB switching

Anatomy of the RMI (pre-OTE)



Anatomy of the RMI (using OTE)



Allocation of OPEN TCBs

- A TRUE defined as OPENAPI, or enabled as OPENAPI, is invoked on an L8 TCB instead of the QR TCB
- An L8 TCB is dedicated to one CICS task for the life of the task
 - No sub-dispatching
 - The same L8 TCB will be used to invoke other OPENAPI trues used by this task
 - The same L8 will run threadsafe CICS code
 - The same L8 TCB will run threadsafe application code
 - The same L8 will run threadsafe global user exit code
- At CICS task termination, the L8 TCB is returned to the maxopentcbs pool and is available for another task to use

Best performance for Threadsafe applications accessing resource managers

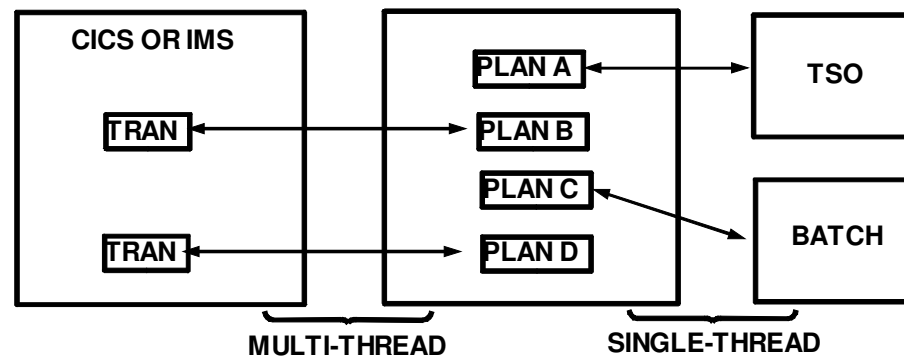
- Prior to CICS TS 4.2, assuming you run your CICS systems with storage protection (STGPROT=YES)
 - threadsafe applications accessing resource managers are best defined as CONCURRENCY(THREADSAFE) API(CICSAPI)
 - CICSAPI means CICS supported APIS including calls via the RMI to DB2, IMS, MQ.....
- Avoid API(OPENAPI)
 - Applications will be typically user key and will be invoked on an L9 TCB
 - However, TRUEs require an L8 TCB
 - OPENAPI gives you the ability to start on an open TCB, but also CICS assumes you might issue 'foreign api' requests. These require an L9 TCB
- CICS TS 4.2 solves the problem
 - CONCURRENCY(REQUIRED) API(CICSAPI) indicates CICSAPI but start me on an open TCB. CICSAPI can always use an L8 TCB regardless of the execution key.
 - SHARE Requirement answered

Do not neglect Global User Exits – they will come back to bite you !

- GLUEs should be made THREADSAFE else excessive TCB switching will occur
- CICS will switch to QR TCB from an open TCB to invoke a non threadsafe GLUE and back again afterwards
- Particularly important exits that need to be threadsafe are **XRMIIN** and **XRMIOUT** on the RMI path, and **XEIIN/XEIOUT** called for all CICS commands.
 - Check with vendors for threadsafe support
 - Use DFH0STAT to find out what exits are in use and if they are defined threadsafe
- Use XPI ENQUEUE and DEQUEUE to serialise access to shared areas like the Global work area (GWA).

Connecting to DB2

DB2 Connections



- Connection
 - Address Space TCB identifies itself to DB2 for Services
- Thread
 - A Bi-directional path between a user TCB and DB2 resources
- Plan
 - SQL Access Strategy used by the thread

Understanding CICS-DB2 Attach: TCBs

- Prior to OTE support in CICS TS 2.2, the CICS-DB2 Attach created/destroyed TCBs used to access DB2
- TCBLIMIT on the DB2CONN controlled how many TCBs
- A thread was built and was permanently associated with a TCB
- From CICS TS 2.2 onwards, CICS open (L8) TCBs are used
 - Number of open TCBs governed by MAXOPENTCBs in the SIT
 - TCBLIMIT on the DB2CONN (really now it should be called CONNECTIONLIMIT) is a subset of MAXOPENTCBS
 - *How many connections into DB2*
 - Threads are plugged/unplugged from L8 TCBs

Understanding CICS-DB2 Attach: TCBs

- MAXOPENTCBS needs to be at least as large TCBLIMIT on DB2CONN
 - You cannot use a connection into DB2 without a TCB
- MAXOPENTCBS will normally be greater than TCBLIMIT
 - To cater for other use of L8/L9 TCBs eg MQ, IMS, sockets, CICS Webservice pipelines
- If you use transaction isolation in production set MAXOPENTCBS to your MXT value
 - Avoids contention for TCBs in subspaces versus basepsace
- CICS manages the open TCB pool and detaches TCBs that have not been used recently (30 minutes)

Understanding CICS-DB2 Attach: TCBs

- Prior to OTE
 - CICS-DB2 attach supported setting the priority of its TCBs: higher, equal or lower priority than QR TCB
 - Set via the PRIORITY keyword on the DB2ENTRY or the DB2CONN for the pool
- With OTE
 - PRIORITY is still supported for DB2
 - Sets the priority of the L8 TCB used for the task. When the task completes and the L8 is returned to the pool the priority is reset back to equal.
 - Other users of the L8 in the task – the application, other TRUEs use the L8 with that priority
- Other Attachments do not set priority

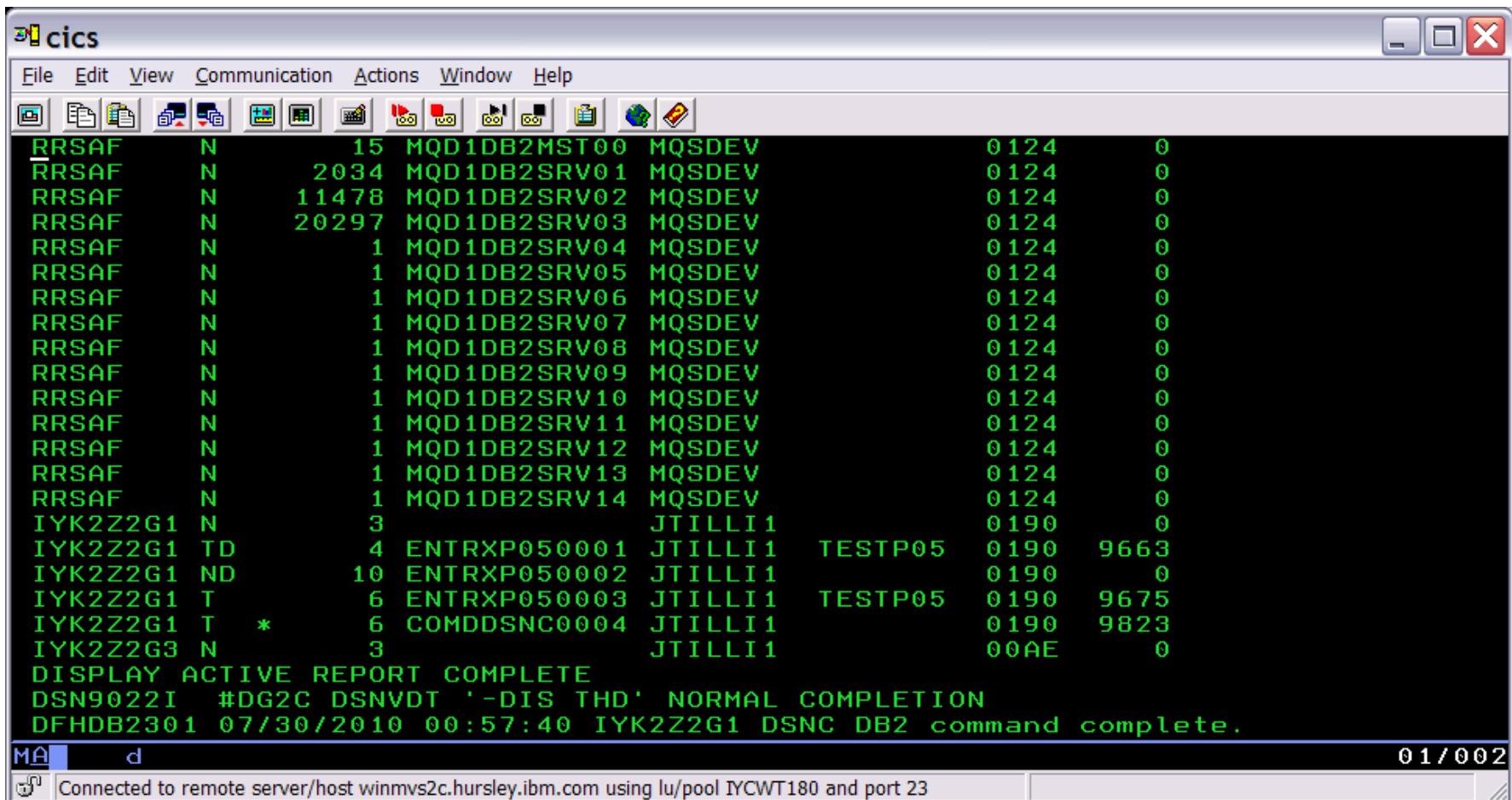
Understanding CICS-DB2 Attach: Threads

- A thread is required to execute a DB2 request
 - A thread is associated with a DB2 Plan
 - A thread requires a DB2 connection
 - A connection requires a TCB
- As well as limiting Connections, you can limit the number of threads in the pool and in individual DB2ENTRYs (THREADLIMIT)
 - The sum of all THREADLIMITs should not exceed TCBLIMIT
 - You cannot use a thread without a DB2 connection

Connecting to DB2

- IDENTIFY [TCB attached]
 - Checks connection protocol
 - Establishes connection – the execution environment
- (Re)SIGNON [1st SQL statement]
 - Establishes the primary authorization ID
 - Cuts accounting records
- CREATE [Allocate Plan]
 - Acquires resources (plan, allocation locks)
 - Checks plan authorization
- DISSOCIATE [Thread release]
 - Unplug connection from TCB
- ASSOCIATE [Thread acquisition]
 - Plug a connection into a TCB
- THREAD TERMINATION [Deallocate Plan]
 - Frees storage

Understanding CICS-DB2 Attach: Threads



```

cics
File Edit View Communication Actions Window Help
RRSAF      N      15  MQD1DB2MST00  MQSDEV      0124      0
RRSAF      N     2034  MQD1DB2SRV01  MQSDEV      0124      0
RRSAF      N    11478  MQD1DB2SRV02  MQSDEV      0124      0
RRSAF      N    20297  MQD1DB2SRV03  MQSDEV      0124      0
RRSAF      N         1  MQD1DB2SRV04  MQSDEV      0124      0
RRSAF      N         1  MQD1DB2SRV05  MQSDEV      0124      0
RRSAF      N         1  MQD1DB2SRV06  MQSDEV      0124      0
RRSAF      N         1  MQD1DB2SRV07  MQSDEV      0124      0
RRSAF      N         1  MQD1DB2SRV08  MQSDEV      0124      0
RRSAF      N         1  MQD1DB2SRV09  MQSDEV      0124      0
RRSAF      N         1  MQD1DB2SRV10  MQSDEV      0124      0
RRSAF      N         1  MQD1DB2SRV11  MQSDEV      0124      0
RRSAF      N         1  MQD1DB2SRV12  MQSDEV      0124      0
RRSAF      N         1  MQD1DB2SRV13  MQSDEV      0124      0
RRSAF      N         1  MQD1DB2SRV14  MQSDEV      0124      0
IYK2Z2G1   N         3          JTILLI1      0190      0
IYK2Z2G1   TD         4  ENTRXP050001  JTILLI1  TESTP05  0190  9663
IYK2Z2G1   ND        10  ENTRXP050002  JTILLI1      0190      0
IYK2Z2G1   T         6  ENTRXP050003  JTILLI1  TESTP05  0190  9675
IYK2Z2G1   T      *         6  COMDDSN0004  JTILLI1      0190  9823
IYK2Z2G3   N         3          JTILLI1      00AE      0
DISPLAY ACTIVE REPORT COMPLETE
DSN9022I  #DG2C DSNVDT '-DIS THD' NORMAL COMPLETION
DFHDB2301 07/30/2010 00:57:40 IYK2Z2G1 DSN0 DB2 command complete.
MA d 01/002
Connected to remote server/host winmvs2c.hursley.ibm.com using lu/pool IYCWT180 and port 23
  
```


CICS-DB2 Exits

- If you use the dynamic plan exit, be aware:
 - The exit is driven from the CICS-DB2 TRUE DFHD2EX1 running on the L8 TCB
 - An exit defined as non threadsafe will switch to QR and then switch back to L8 afterwards. Sample DSNCUEXT is defined as non threadsafe
 - An exit defined as threadsafe will remain on the L8 TCB. Sample DFHD2PXT is defined as threadsafe
 - The exit can issue CICS commands, but a non threadsafe CICS command from DFHD2PXT will cause TCB switching. In the source it says:
 - *
 - *
 - *
 - *
 - *
 - *
 - *
 - *
 - *
 - *
 - *

This skeleton sample dynamic plan exit is the same as DSNCUEXT, but defined to CICS with program attribute CONCURRENCY(THREADSAFE). This means that DFHD2PXT will be invoked from the CICS-DB2 TRUE DFHD2EX1 running under an L8 open TCB. Any logic added to this skeleton must be threadsafe. Any non threadsafe CICS commands used in this exit will cause CICS to switch back to the QR TCB causing the application to incur the TCB switching overhead.

Connecting to WebSphere MQ

- CICS Transaction Server 3.2, 4.1 & 4.2 supply the following:
 - CICS-MQ Adapter
 - MQ trigger monitor for CICS
 - MQ bridge (includes the DPL bridge and link 3270 bridge)
- CICS-MQ Adapter is enhanced to use OTE
 - The CICS-MQ TRUE is enabled as OPENAPI so uses L8 TCBs
 - MQ API commands from CICS applications are threadsafe
 - Reduced TCB switching for threadsafe applications – same as for DB2
- Prior to CICS TS 3.2
 - WMQ provided the TRUE
 - TRUE created a set 8 private TCB
 - TCB used by a CICS task just for lifetime of MQ request
- With OTE - need enough L8 TCBs to cope with the peak WMQ workload

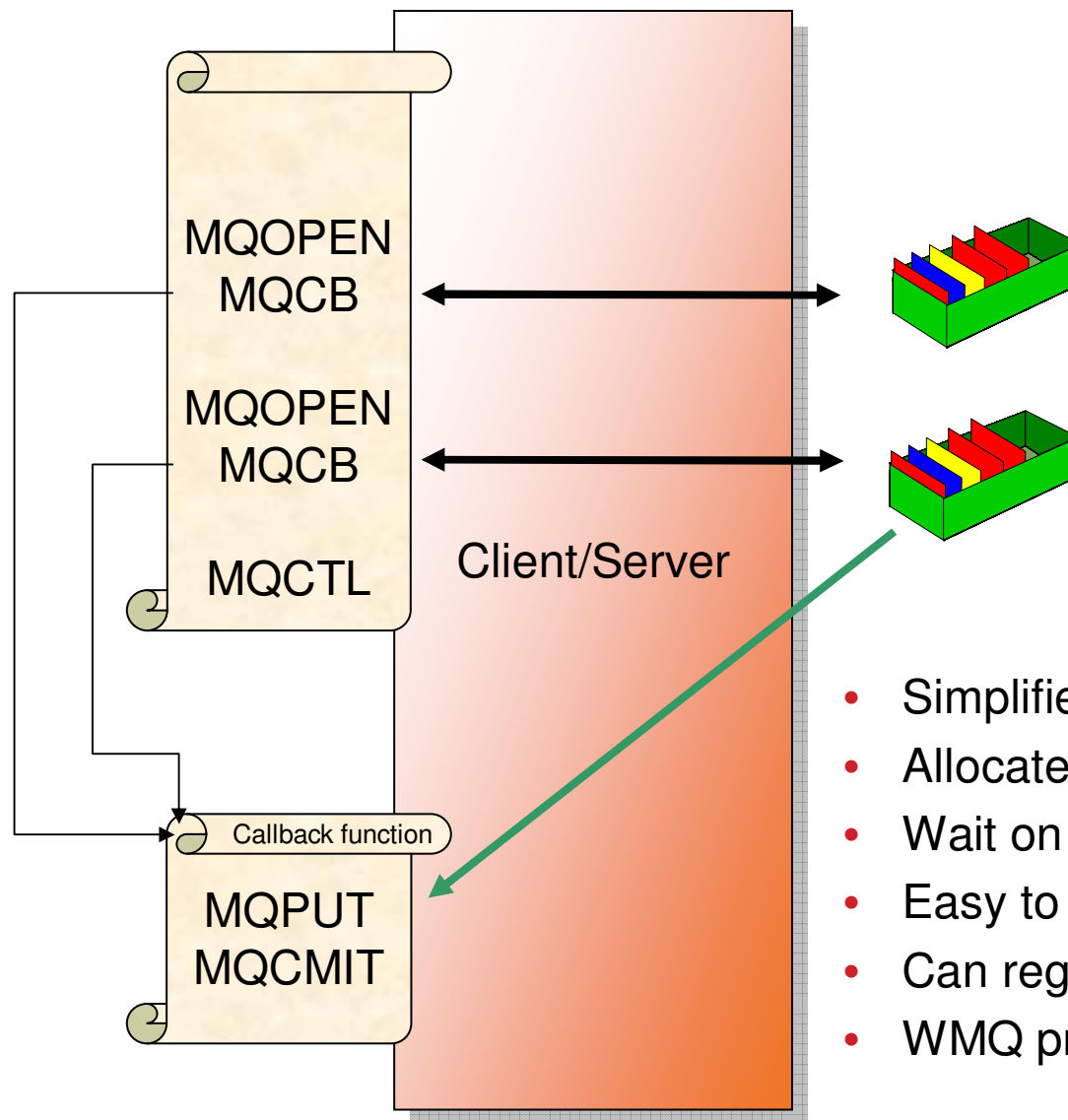
CICS-WMQ Exits

- If you use the WMQ crossing exit be aware:
 - The exit is driven from the CICS-DB2 TRUE DFHMQTRU on the L8 TCB
 - An exit defined as non threadsafe will switch to QR and then switch back to L8 afterwards.
 - An exit defined as threadsafe will remain on the L8 TCB. Sample CSQCAPX is defined as threadsafe
 - The exit can issue CICS commands, but a non threadsafe CICS command from CSQCAPX will cause TCB switching.
 - Sample CSQCAPX issues multiple CICS commands. Although these commands are threadsafe it does have a performance impact. Keep processing to a minimum.

Long running CICS-MQ tasks

- Each long running CICS-MQ task sitting in a GETWAIT will hold an L8 TCB for its lifetime. An alternative is the new async consume function with WMQ V7
 - Register multiple callbacks. Only have one long running task
- CICS shipped new function APARs in December 2009 to support new MQI verbs with WMQ V7.01 and above
- CICS TS 3.2 apar PK66866
- CICS TS 4.1 apar PK89844 plus CPSM 4.1 apars PK89845 & PM03697
- Recommended maintenance on WebSphere MQ V7.01
 - PK97364 & PK97972
- New V7 MQI support in CICS TS 3.2, 4.1 & 4.2
 - No support for older CICS TS releases in the MQ shipped adapter

Asynchronous Consumption of Messages



- Simplifies programming
- Allocates message buffers
- Wait on multiple queues
- Easy to cancel
- Can register an Event handler
- WMQ provided samples for CICS users

IP CICS-Sockets component of Communications Server

- Since z/OS 1.7 you can optionally configure IP CICS Sockets to use OTE
 - By default it will run with a quasirent TRUE and its own set of TCBs
 - Setting OTE=YES in the config file means the TRUE will be enabled as OPENAPI
- In later releases, TCBLIM introduced:
 - TCBLIM - how many of MAXOPENTCBs can be used for sockets (like TCBLIMIT on the DB2CONN for DB2).
 - TCBLIM requires:
 - z/OS V1R11
 - z/OS V1R10 + APAR PK85446
 - z/OS V1R9 + APAR PK85446

CICS Sockets configuration file - EZAC transaction



EZAC, ALTer, CICS

APPLID = CICS1A

Overtime to Enter

APPLID	====>	CICS1A	APPLID of CICS System
TCPADDR	====>	TCPCS	Name of TCP Address Space
NTASKS	====>	100	Number of Reusable Tasks
DPRTY	====>	010	DPRTY Value for ATTACH
CACHMIN	====>	010	Minimum Refresh Time for Cache
CACHMAX	====>	020	Maximum Refresh Time for Cache
CACHRES	====>	005	Maximum Number of Resolvers
ERRORTD	====>	CSMT	TD Queue for Error Messages
SMSGSUP	====>	NO	Suppress Task Started Messages
TERMLIM	====>	000	Subtask Termination Limit
TRACE	====>	YES	Trace CICS Sockets
OTE	====>	NO	Open Transaction Environment
TCBLIM	====>	00000	Number of Open API TCBs
PLTSDI	====>	NO	CICS PLT Shutdown Immediately
APPLDAT	====>	YES	Register Application Data

PF 3 END

12 CNCL

IP CICS Sockets use of OTE

- The CICS Sockets operator transaction EZAO has been enhanced to provide more information on the current CICS Sockets environment:

EZAO, INQUIRE, CICS		APPLID = CICS1A
TRACE	====> NO	Trace CICS Sockets
MAXOPENTCBS	====> 00260	CICS Open API, L8, TCB Limit
ACTOPENTCBS	====> 00000	Active CICS Open API, L8, TCBs
TCBLIM	====> 00000	Open API TCB Limit
ACTTCBS	====> 00000	Number of Active Open API TCBs
QUEUEDEPTH	====> 00000	Number of Suspended Tasks
SUSPENDHWM	====> 00000	Suspended Tasks HWM
PF 3 END		12 CNCL

Threadsafe CICS-DBCTL

- CICS-DBCTL interface will use OTE when connected to IMS 12*
 - At connect time CICS & IMS determine if each other can support OTE
 - With IMS 10 & 11
 - CICS-DBCTL TRUE enabled as QUASIRENT
 - Toleration IMS V10 apar PM31730 or IMS V11 apar PM31729
 - With IMS 12*
 - CICS-DBCTL TRUE enabled as OPENAPI
 - Apply CICS TS 4.2 fix PM42781
 - IMS V12 Exploitation apar PM31420 is required
- * IMS 12 is available through a Quality Partnership Program (QPP).
 - For more information, visit <http://www.ibm.com/software/data/ims/>

Threadsafe CICS-DBCTL

- TCB switching is controlled by the IMS Database Resource Adapter (DRA)
 - IMS 12 DRA will not switch TCBs and run the IMS request on the calling L8 TCB
 - < IMS 12 DRA will continue to be called on QR TCB and will switch to a DRA thread TCB
- CICS code implementing CICS-DBCTL interface made threadsafe
- CALLDLI and EXEC DLI api now threadsafe when run with IMS 12

Further Information

- CICS TS 3.1/3.2/4.1/4.2 Information Centers
 - Refreshed regularly, can be downloaded from:
 - <http://www.elink.ibm.link.ibm.com/public/applications/publications/cgibin/pbi.cgi>
- Redbook: Threadsafe considerations for CICS SG24-6351-03
 - <http://www.ibm.com/redbooks>
 - Fourth edition (November 2010) – does not include CICS TS 4.2 changes